



air pollution control district
SANTA BARBARA COUNTY

2019 VESSEL SPEED REDUCTION PROGRAM: RESULTS

Board of Directors Santa Barbara County Air Pollution Control District

Our Mission: To protect the people and the environment
of Santa Barbara County from the effects of air pollution.

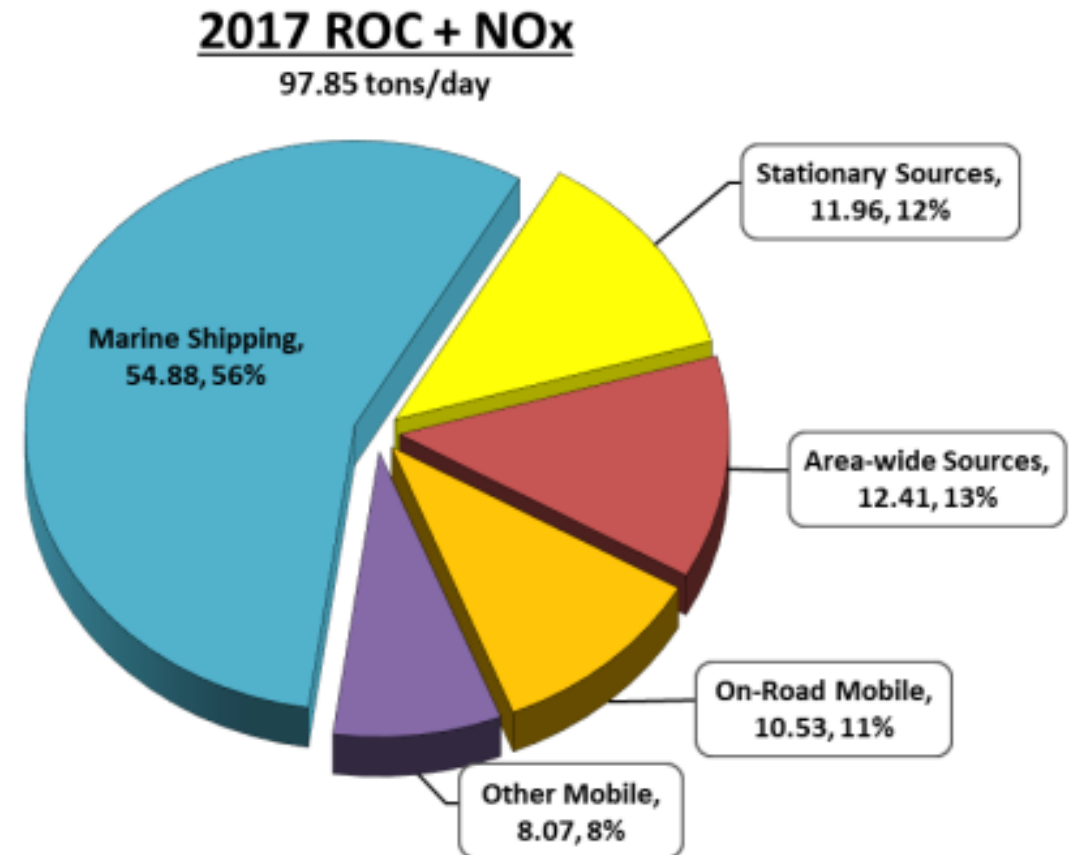
Aeron Arlin Genet
Director / APCO

Molly Pearson, Planning Division Manager
June 18, 2020



BACKGROUND

- Offshore emissions = onshore impacts
- NOx and other pollutants
- Over 100 miles of coastline in Santa Barbara County
- 2019 Ozone Plan
 - Emission inventory for Marine Shipping
 - Commitment to pursue VSR



(Source: 2019 Ozone Plan, Fig. 3-2)

PARTNERSHIPS

- Reduce impacts to air quality and whales
- Partners
 - 3 Air Districts
 - Bay Area, Ventura County, Santa Barbara County
 - 3 National Marine Sanctuaries
 - Channel Islands, Greater Farallones, Cordell Bank
 - 4 Non-Profit Organizations
 - California and National Marine Sanctuary Foundations
 - Volgenau Foundation
 - Environmental Defense Center

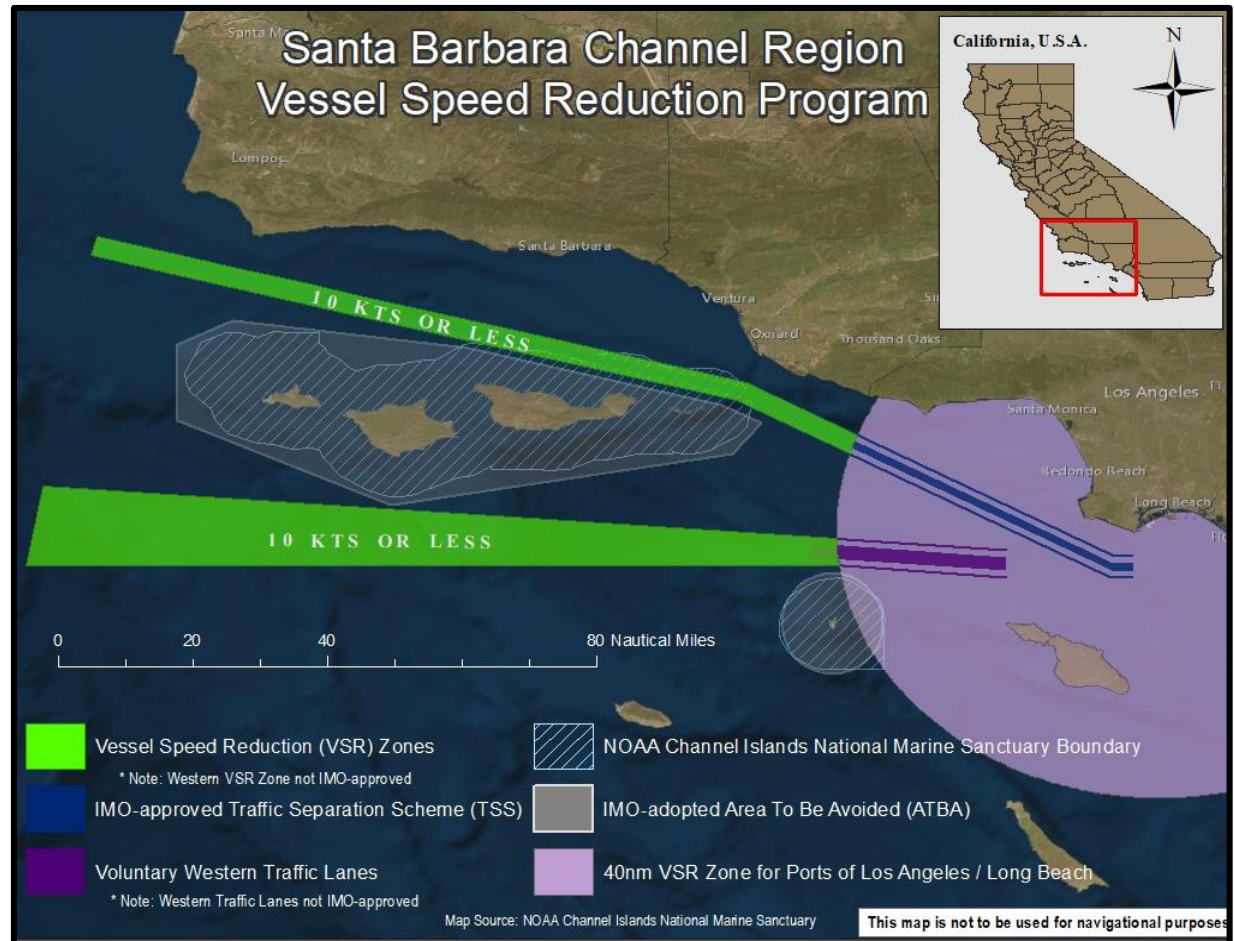
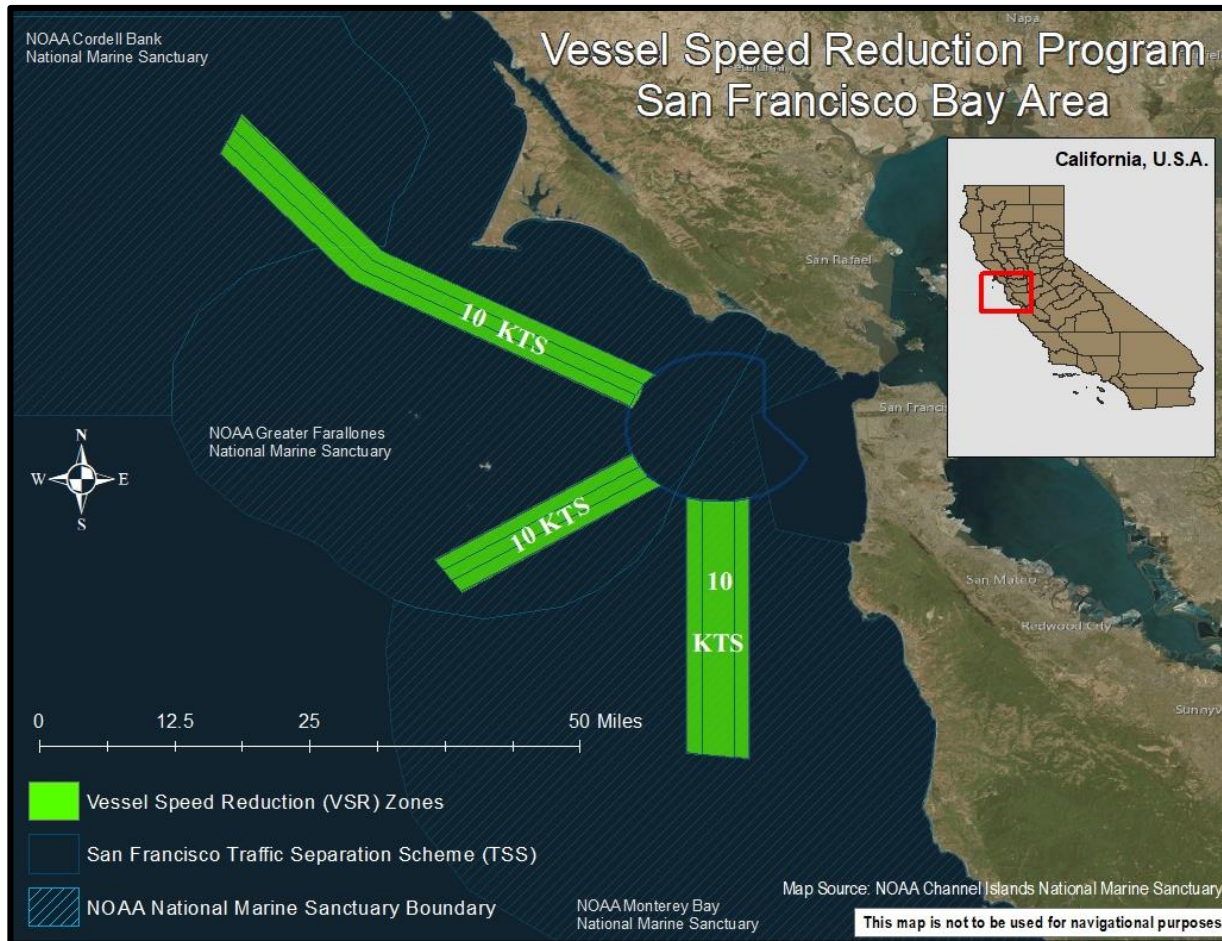


VESSEL SPEED REDUCTION (VSR) PROGRAM

- **Fifth-year of the VSR Program:** 2014, 2016, 2017, 2018, and 2019
- Asked companies to voluntarily slow down to 10 knots or less
- VSR season (May 15 - November 15) coincides with Ozone season & whales present off the California Coast



2019 VSR PROGRAM - ZONES



2019 VSR PROGRAM - CRITERIA

- Program is for containerships and auto carriers
- Vessels voluntarily travel at 10 knots or less
- Recognition Levels [Fleet-based]

Sapphire	75-100%
Gold	50-74%
Silver	25-49%
Bronze	10-24%

- Over \$250,000 in incentive funding



2019 VSR PROGRAM - RESULTS

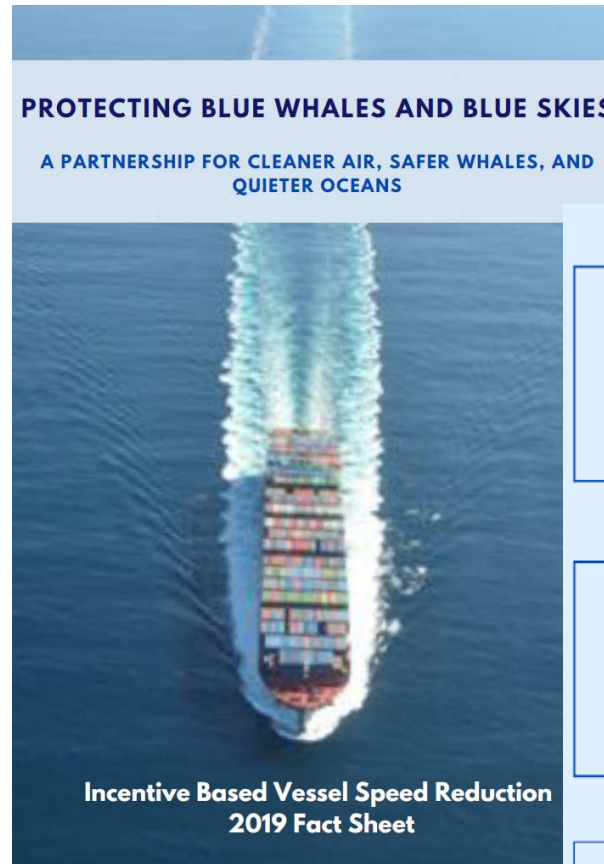
Recognition Level	Company Name	Incentive Award
Sapphire	Mediterranean Shipping Company (MSC)	\$50,000
	Hapag-Lloyd	\$50,000
	Polynesia Line	\$6,450
	Great American Lines Inc. (GALI)	\$2,850
Gold	Maersk	\$26,000
	CMA-CGM	\$26,000
	COSCO	\$18,500
	Evergreen	\$18,500
	"K" Line	\$15,500
	NYK-RoRo	\$15,500
	Pacific International Lines (PIL)	\$15,500
Silver	Yang Ming	\$4,500
	Hyundai Glovis	\$1,500
Bronze	Ocean Network Express (ONE)	\$0
	Matson	\$0

VSR RESULTS – ALL YEARS

Year	2014	2016	2017	2018	2019
Area	Santa Barbara Channel	Santa Barbara Channel Region	Santa Barbara Channel Region & San Francisco Bay Area		
# Companies	7	10	11	12	15
# Vessels	14	25	44	280	349
Slow-speed Distance (nautical miles)	2,700	5,000	12,630	46,026	99,019
NOx Reductions (tons)	12.4	25.6	83.5	266	536
GHG Reductions (metric tons)	535	1,005	2,630	8,668	17,026

2019 VSR PROGRAM - RECOGNITION

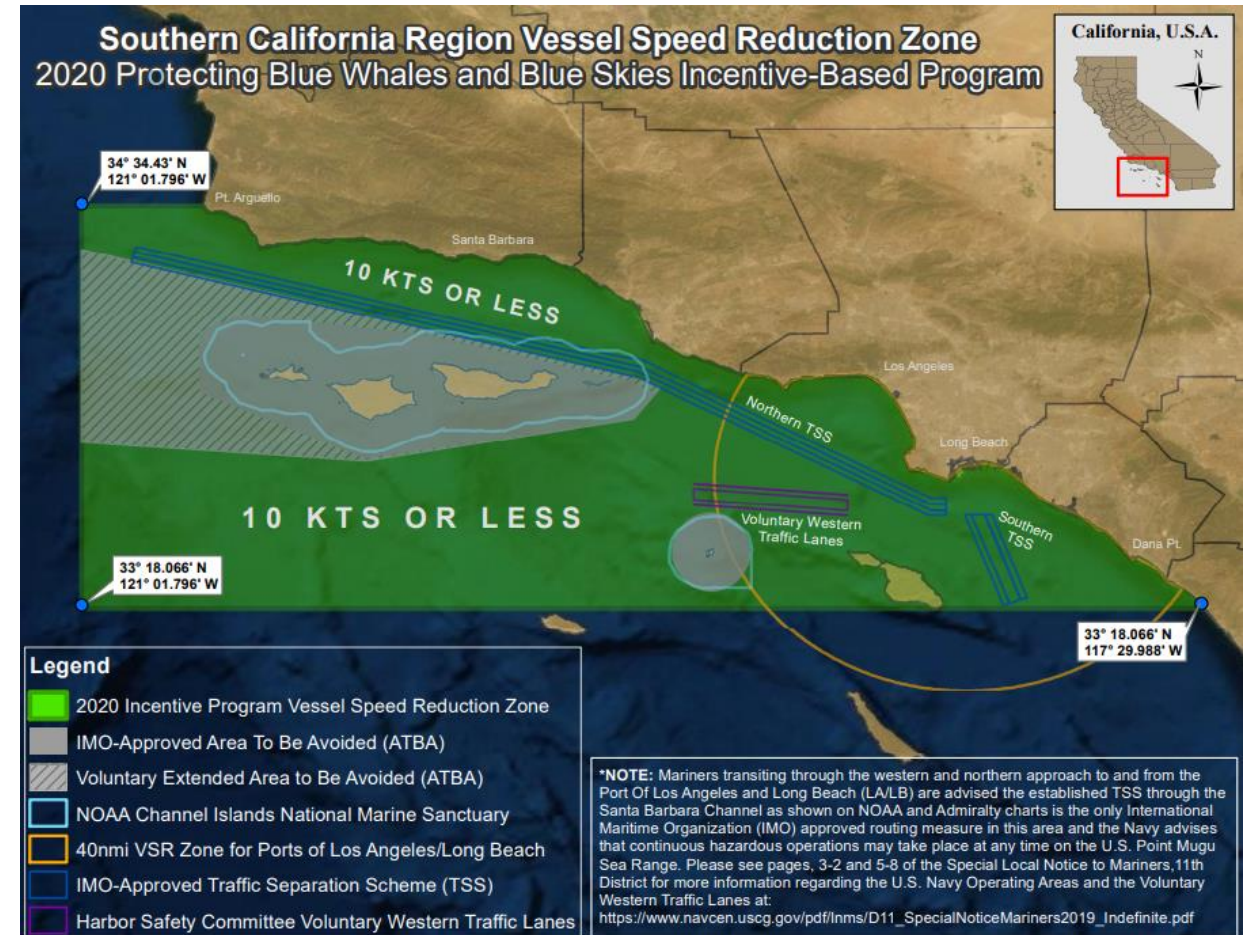
- Award Ceremony postponed (April 3 – Port Hueneme)
- News Release in May 2020
- Website and fact sheet
- On-going recognition and awareness by partners
- Trade publications



FUTURE OF VSR

2020 VSR Program

- May 15, 2020 - November 15, 2020
- EPA grant funding through Ventura County APCD
- \$60,000 roll-over in declined 2019 financial incentives
- Total program funds similar to previous years
- Expanded VSR zone consistent with NOAA voluntary zone map



CONTACT INFORMATION

Molly Pearson
Planning Division Manager

805-961-8838

PearsonM@sbcapcd.org

Tim Mitro
Air Quality Engineer

805-961-8883

MitroT@sbcapcd.org

Project website:

www.ourair.org/air-pollution-marine-shipping



air pollution control district
SANTA BARBARA COUNTY